

# Nursery Home Learning




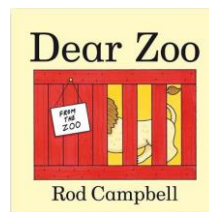
Woolmore  
Primary School

Welcome to your weekly home learning guide. This term our topic is "Animal Adventures." Each week we will explore a different theme.


This week our theme is:

## The Zoo

Week 1 – 1.6.2020



The Tiger  
Who  
Came  
to Tea



### Nailing the Basics (Prime Areas of Learning)


- Read daily **for at least 15 minutes**. Log on to Oxford Owl - <https://www.oxfordowl.co.uk/>
- Remember to keep washing your hands – sing happy birthday twice, that's how long you should be washing for. <https://www.nhs.uk/live-well/healthy-body/best-way-to-wash-your-hands/>
- Make sure to keep active – Joe The Body Coach - <https://www.youtube.com/channel/UCAxW1XT0iEJo0TYIRfn6rYQ>
- Join in with David M's Good Morning Video. <https://youtu.be/V7drmAFuW0Y>
- Talk, talk, talk! When you are at home, talk about the books you are reading, the characters, their experiences and what you like about them. Encourage your child to talk in longer phrases and if they don't, repeat back to them what they said in a full sentence to show them how to speak.
- To prepare your child for Reception please ensure they do not nap in the day time. It helps to keep bedtime the same time each evening. Some parents have found making a visual timetable with their child helps structure their day.



- Try to take your children outside for exercise at least once a day. It is very important for their physical development, but also crucial for their mental health to experience life outside their home.

### Maths


- Practice counting up to 10 and down again. Can your child fetch you 5 shoes? 7 cars?
- Make your own zoo-animal number line up to hang in their room. Choose what animal to make for each number. Draw or let them draw the correct number of animals for each number.
- Play this card matching memory game. Use the language "top, bottom, left, right, up, down, middle" to discuss where the matching pair is. <http://www.dearzooandfriends.com/DearZoo/CardMatch/index.html>





## Literacy

- Oxford Owl – Key books this week are:



- Discuss with your child the pictures, how many zoo animals can they find in the book. Do they have any other books with zoo animals in? Go on a hunt!
- Can your child follow the words with their finger from left to right as you read?
- Two of these books have rhyming words. Part of phonics is hearing and recognising rhyme. Continue rhyming strings e.g. "dog, bog, log". Make up funny rhymes e.g. "David, Bavid"
- Mark of the week – vertical lines. Remember pencil grip, large and small movements. Maybe these could be the bars of the lion cage!
- Watch and read stories online about zoo animals: Some key texts to read: <https://youtu.be/gISomYasZBA> - **Dear Zoo.**  
<https://youtu.be/YUMeBH6TXEY> - **Goodnight Gorilla.**  
<https://youtu.be/BXgW9UCqpc8> - **The tiger who came to tea.**
- Check out our website for our new story section - <http://www.woolmore.towerhamlets.sch.uk/home-learning-2/>



## Understanding the World

- Discuss which animals are zoo animals and which animals are pets. Why don't (most people) keep wild animals as pets? Look at pictures of animals – where do they like to live (habitat)?
- What zoo animal would you keep as a pet if you could? Where would it sleep? What would you feed it?
- Watch one of Andy's Adventures on cbeebies then play this animal quiz: <https://bbc.in/3eEufY5>



## Expressive Arts and Design

- Help your child make their own zoo map. What animals do they like best? Label the animal enclosures with them.
- Listen to "Mama's gonna take us to the zoo tomorrow". Can you make up your own verses about the zoo animal that your child likes best? <https://youtu.be/BBF1G4EDvqA>
- Check out David S's singing YouTube Channel. Get the family singing. <http://www.woolmore.towerhamlets.sch.uk/home-learning-2/>



## Staying Connected

- It's great to see some of our Nursery children posting the great learning they are doing at home. Send it to [admin@woolmore.towerhamlets.sch.uk](mailto:admin@woolmore.towerhamlets.sch.uk) or post it on Twitter.
- Teachers will call regularly – it's a good chance to share what you've been learning.

This week our theme is:

## Under the Sea

Week 2 – 8.6.2020




### Nailing the Basics (Prime Areas of Learning)

- Read daily **for at least 15 minutes**. Log on to Oxford Owl - <https://www.oxfordowl.co.uk/>
- Remember to keep washing your hands – sing happy birthday twice, that's how long you should be washing for. <https://www.nhs.uk/live-well/healthy-body/best-way-to-wash-your-hands/>
- Make sure to keep active – Joe The Body Coach - <https://www.youtube.com/channel/UCAxWIXT0iEJo0TYIRfn6rYQ>
- Join in with David M's Good Morning Video. <https://youtu.be/V7drmAFuW0Y>
- Talk, talk, talk! When you are at home, talk about the books you are reading, the characters, their experiences and what you like about them. Encourage your child to talk in longer phrases and if they don't, repeat back to them what they say in a full sentence to show them how to speak.
- To prepare your child for Reception please ensure they do not nap in the day time. It helps to keep bedtime the same time each evening. Some parents have found making a visual timetable with their child helps structure their day.
- Take your children outside for exercise at least once a day. It is very important for their physical development, but also crucial for their mental health to experience life outside their home.
- Play catch with a large ball or even a pillow to develop hand-eye coordination.

### Maths

- Cut out underwater animals from a plastic food container or similar to play with in the sink or bath. Have a game trying to catch them with a spoon or similar utensil. Line them up. How many did you each catch? What is the total altogether?
- Sing 1,2,3,4,5 once I caught a fish alive
- Cut out squares, triangles rectangles and circles. Use them to make a under water picture. Help them use positional language like "rotate, flip, above, below, left, right, top, bottom, next to." You could even make similar pictures together with this online activity. <https://apps.mathlearningcenter.org/pattern-shapes/>

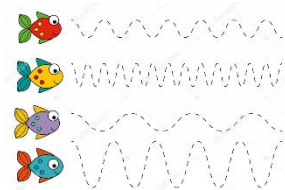


## Literacy

- Oxford Owl – Key books this week are:



- Discuss with your child the pictures, before you turn each page ask them what they think will happen next. Can your child follow the words with their finger from left to right as you read?
- Play with how sounds we hear changes in different places – underwater the world of sound is very different – experiment at bath time? Play with putting your hands over our ears or pinching your noses. Make all the sounds in the alphabet – which change and which stay the same?
- Mark of the week – wavy lines. Remember pencil grip, large and small movements. Maybe these lines are waves in the sea, or where the fish are swimming! Make a wavy sea picture full of sea creatures!
- Watch and read stories online about the sea. Talk about them together:  
<https://youtu.be/h46WN31pIRk> **Billy's Bucket**  
<https://youtu.be/Ketu-SWDyD0> **Shark in the Park.**  
Check out our website for our new story section -  
<http://www.woolmore.towerhamlets.sch.uk/home-learning-2/>



## Understanding the World

- Watch this short BBC Bitesize clip about identifying fish:  
<https://www.bbc.co.uk/bitesize/topics/z6882hv/articles/zxga2hv>
- Not everything living in the sea is a fish. <https://bit.ly/2teOMyS> There is only one fish in this picture – can you find it? Discuss with your child all the other things they see in the sea. What colours and shapes are they? How are they the same and how are they different?

## Expressive Arts and Design

- Do some aquatic junk modelling.
- Join in with your child's roleplay and enrich it with new ideas – maybe their toys are going on an undersea adventure? What could be their submarine?
- Sing the ocean motion song with David M
- Check out David S's singing YouTube Channel. Get the family singing. <http://www.woolmore.towerhamlets.sch.uk/home-learning-2/>



## Staying Connected

- It's great to see some of our Nursery children posting the great learning they are doing at home. Send it to [admin@woolmore.towerhamlets.sch.uk](mailto:admin@woolmore.towerhamlets.sch.uk) or post it on Twitter.
- Teachers will call regularly – it's a good chance to share what you've been learning.



# Nursery Home Learning



Woolmore  
Primary School

This week our theme is:

## At the Farm

Week 3 – 15.6.2020



### Nailing the Basics (Prime Areas of Learning)

- Read daily **for at least 15 minutes**. Log on to Oxford Owl - <https://www.oxfordowl.co.uk/>
- Remember to keep washing your hands – sing happy birthday twice, that's how long you should be washing for. <https://www.nhs.uk/live-well/healthy-body/best-way-to-wash-your-hands/>
- Make sure to keep active – Joe The Body Coach - <https://www.youtube.com/channel/UCAxW1XT0iEJo0TYIRfn6rYQ>
- Join in with David M's Good Morning Video. <https://youtu.be/V7drmAFuW0Y>
- Talk, talk, talk! When you are at home, talk about the books you are reading, the characters, their experiences and what you like about them. Encourage your child to talk in longer phrases and if they don't, repeat back to them what they said in a full sentence to show them how to speak.
- To prepare your child for Reception please ensure they do not nap in the day time.
- Try to take your children outside for exercise at least once a day. It is very important for their physical development, but also crucial for their mental health to experience life outside their home.
- Don't forget to practice name writing and recognition. Not only is it important for their self-identity, but when your child returns to school this will allow us to use their independent work.



### Maths

- Make a farm shop. What things in your cupboards could you buy at the farm? Put price tags 1-10p on it together.
- Play with some real money with your child. What will they buy in your shop? Can they recognise some of the numbers and the digits written on the coins/notes/bank cards?
- Use the words "How much?" "Change." "Pay." "What would you like?" "Please" "Thank you."





## Literacy

- Oxford Owl – Key books this week are:




- Discuss with your child the pictures. Focus on retelling this week. Can they remember what has happened so far? Can they remember what the characters say? How do they say it? In an angry voice? A sleepy voice?
- Can your child follow the words with their finger from left to right as you read?
- This book has repeating ideas. Why not make your own version. "Who can help me lay the table?" "Very well" said daddy, "I'll do it myself!"
- Mark of the week – circles with **anticlockwise movements** many letters need this. These circles could be the bodies, heads, eyes of farmyard animals.
- Watch and read stories online about farm animals: Some key texts to read: <https://youtu.be/9rIGlc2i1fQ> **I love Animals**, <https://youtu.be/wn4b9AqiUbw> **Farmer Duck**, <https://youtu.be/AXanXct8ftM> **The cow that went Oink!**
- Check out our website for our new story section - <http://www.woolmore.towerhamlets.sch.uk/home-learning-2/>



## Understanding the World

- Discuss which animals are farm animals. Which animals wouldn't be well suited to the farm? Why? Why do farmers keep animals? Are all the animals for eating? Can you find out what their jobs are at the farm? How do they look after them? Where do they sleep?
- What else do farmers produce? (crops)
- Talk about similarities and differences between yourselves, other people and different animals. Which farm animals are big and which are small? Look at real photos of them to see.
- Play a guessing game. "My farm animal has floppy ears, it likes mud, it has a curly tail... it is a... pig!"



## Expressive Arts and Design

- Make a story map of chick-chick chicken. Watch David M making one with his daughter. <https://youtu.be/vXdHn4Tsqkc>
- Check out David S's singing YouTube Channel. Get the family singing. <http://www.woolmore.towerhamlets.sch.uk/home-learning-2/>




## Staying Connected

- It's great to see some of our Nursery children posting the great learning they are doing at home. Send it to [admin@woolmore.towerhamlets.sch.uk](mailto:admin@woolmore.towerhamlets.sch.uk) or post it on Twitter.
- Teachers will call regularly – it's a good chance to share what you've been learning.

This week our theme is:

## Pets

Week 4 – 22.6.2020



### Nailing the Basics (Prime Areas of Learning)

- Read daily **for at least 15 minutes**. Log on to Oxford Owl - <https://www.oxfordowl.co.uk/>
- Remember to keep washing your hands – sing happy birthday twice, that's how long you should be washing for. <https://www.nhs.uk/live-well/healthy-body/best-way-to-wash-your-hands/>
- Make sure to keep active – Joe The Body Coach - <https://www.youtube.com/channel/UCAxW1XT0iEJo0TYIRfn6rYQ>
- Join in with David M's Good Morning Video. <https://youtu.be/V7drmAFuW0Y>
- Talk, talk, talk! When you are at home, talk about the books you are reading, the characters, their experiences and what you like about them. Encourage your child to talk in longer phrases and if they don't, repeat back to them what they said in a full sentence to show them how to speak.
- To prepare your child for Reception please ensure they do not nap in the day time. It helps to keep bedtime the same time each evening. Some parents have found making a visual timetable with their child helps structure their day.



- Try to take your children outside for exercise at least once a day. It is very important for their physical development, but also crucial for their mental health to experience life outside their home.

### Maths


- Dogs need exercise every day. So do we! Go on a walk and see how many animals you can spot. Bring a piece of paper and record together how many of each animal you see. Which of these animals are pets? Use the language of quantity more/most/less/least to compare the number of animals you found.
- Use toy animals (or pet pictures) and hide them in the home. Go on a hunt for them using positional language (behind, under, above, on top, below) to help your child find the naughty missing pets.
- Play this game to collect things dogs need. Make sure you look at the instructions and talk about what all the things are and why they are good and bad for dogs. Keep pausing the game halfway through so you can talk about the number of items they have collected so far.

<https://www.learnwithdogstrust.org.uk/assets/games/waggy-tails/>



## Literacy

- Oxford Owl – Key books this week are:



- Before reading these books talk with you child about what might happen in the story. Is the pet being a good pet or a naughty pet?
- Discuss with your child the pictures, what they think will happen next.
- Can your child follow the words with their finger from left to right as you read?
- Mark of the week – vertical lines. Remember pencil grip, large and small movements. Maybe these could be the bars of the lion cage!
- Watch and read stories online about pets: Some key texts to read:  
<https://youtu.be/psCzO1TJJU> **What Pet Shall I Get?**  
<https://youtu.be/gPjtnWMaYh4> **Paula is a vet.** <https://youtu.be/-HNZDjEfQoM> **Too Many Cats!**
- Check out our website for our new story section -  
<http://www.woolmore.towerhamlets.sch.uk/home-learning-2/>

## Understanding the World

- How must you look after a pet? What do pets need? How are they different to what you need? Why are some pets harder work to look after than others?
- Why are pets not allowed in some buildings? (noise and smell)
- What does a vet do?
- Explore the National Geographic Website to learn all about different animals:  
<https://www.natgeokids.com/uk/category/discover/animals/>

## Expressive Arts and Design

- Listen and join in with David singing how much is that doggie in the window. <https://youtu.be/LrLDrcEf7fc>
- Do some vet roleplay. Can you make a pet carrier out of a cardboard box for their soft toys? (cut holes yourself if it is thick card) and decorate it together? <https://bit.ly/2XIPYhx>
- Why don't you take a ball to the park and let your child pretend to be a puppy, playing "fetch" and doing tricks like standing on one leg and rolling over.
- Check out David S's singing YouTube Channel. Get the family singing.  
<http://www.woolmore.towerhamlets.sch.uk/home-learning-2/>



## Staying Connected

- It's great to see some our Nursery children posting the great learning they are doing at home. Send it to [admin@woolmore.towerhamlets.sch.uk](mailto:admin@woolmore.towerhamlets.sch.uk) or post it on Twitter.
- Teachers will call regularly – it's a good chance to share what you've been learning.