




Reception Home Learning

Welcome to your weekly home learning guide. This term our topic is "Amazing Adventures. Each week we will explore a different theme.

This week our theme is:

Pirates

Week 1 – 01.06.20





Nailing the Basics (Prime Areas of Learning)

- Read daily **for at least 15 minutes**. Log on to Oxford Owl - <https://www.oxfordowl.co.uk/>
- Remember to keep washing your hands – sing happy birthday twice, that's how long you should be washing for. <https://www.nhs.uk/live-well/healthy-body/best-way-to-wash-your-hands/>
- Make sure to keep active – Joe The Body Coach - <https://www.youtube.com/channel/UCAxW1XT0iEJo0TYIRfn6rYQ>
- Talk, talk, talk! When you are at home, talk about the books you are reading, the characters, their experiences and what you like about it.
- Encourage children to answer 'how' and 'why' questions about their experiences.
- Talk about things you have done or are going to do – encouraging children to use the past and present tense.
- Practise letter formation and writing sight words. See attached sheets.
- Write, order and count numbers to 20.
- Practice counting in 2's.

Literacy

- Oxford Owl – Key books this week are:



- These are books children should read independently using your sight word knowledge and phonics. Remember if you are unsure of the words – look at the letters, say the sounds and blend the sounds together.
- Watch and read stories online about Pirates: Some key texts to read:

https://www.youtube.com/watch?v=Vd8_Y1bEzA8 **Pirates love Underpants**

<https://www.youtube.com/watch?v=TV4Vhl6s8nk> **The Pirate Cruncher**

- Write a list of the different places the pirates can go on an adventure.
- Write a sentence to describe your pirate outfit using adjectives.
- Write daily!
- Check out our website for our new story section - <http://www.woolmore.towerhamlets.sch.uk/home-learning-2/>

Reception Home Learning




Woolmore
Primary School

Maths

This week we will learn to double numbers to 10.

Get 2 forks from the kitchen, can you double them? How many forks will you have?



So double 2 is 4.

Practice this with numbers up to 10.

<https://youtu.be/Bot83VxMLqM> watch how these number blocks double in their adventure.

<https://youtu.be/8jOzhiACB68> a doubling number song. Can you join in?

Understanding the World

- Make a pirate ship using bottles and boxes. What materials will you use to make sure it floats?
- Where will the Pirate ship go and which countries will they explore?
- <https://www.natgeokids.com/uk/> - A great Pirate themed board game to play and a great site to find out information.
- Find out some information about the countries, what type of food you would find, the clothes they wear.

Expressive Arts and Design

- Design and make your own Pirate hat and eye patch.
- Make a treasure map and go on a real treasure hunt.
- Have a family dress up day ~ make sure you share your pictures on **Twitter**.
- Can you make a pirate ship using Lego? Make sure to take a photo of it so you can share it.
- <https://www.youtube.com/watch?v=e0pc5J1xkrk> – have a go at this Pirate dance.
- Check out David's singing YouTube Channel. Get the family singing.
https://www.youtube.com/channel/UCWsDMR06hKtVVJLj4_qsBYQ?app=desktop

Staying Connected

This week's special staying connected challenge is to write a note to a friend. Send it to admin@woolmore.towerhamlets.sch.uk or post it on Twitter.

- It's great to see some of our Reception children posting the great learning they are doing at home on Twitter. Shelby Lou has drawn a beautiful butterfly, Aariz has been practicing his handwriting, Inaaya has been on a bug hunt and Annelise made a fantastic building using magnetic blocks.
- Teachers will be calling regularly – a good chance for you to share what you have been learning.
- Stay connected on twitter and our website!



Reception Home Learning

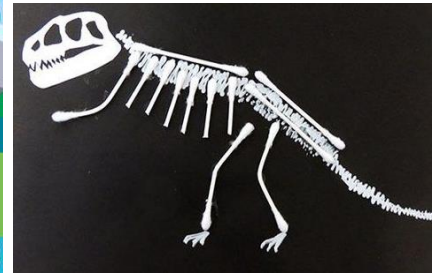



Woolmore
Primary School

This week our theme is:

Dinosaurs

Week 2 -8.6.2020






Nailing the Basics (Prime Areas of Learning)

- Read daily **for at least 15 minutes**. Log on to Oxford Owl - Share your favourite story with a family member.
- Make sure to keep active – Joe The Body Coach - <https://www.youtube.com/channel/UCAxW1XT0iEJo0TYIRfn6rYQ>
- Talk, talk and talk when you are at home. Encourage children to use language to tell you narratives/stories. These could be made up stories as well.
- Encourage children to talk about how they feel and how others show feelings.
- Practice letter formation and writing sight words.
- Write, order and count numbers to 20.
- Practice counting in 5's and 10's.
- Phonics – keep practicing your letter sounds. See attached sheet.
- Sight words – You should know all 45 sight words. Can you spot them in books, newspapers and magazines? See attached sheet for list of sight words.

Literacy

- **Oxford Owl** – Key books this week are:



These are books children should read independently. The 45 sight words they have learnt and letter sounds should help them to do this.

- Watch and read stories online about Dinosaurs: Some Key texts to read:

<https://www.youtube.com/watch?v=uWoopkMgLaM> **Harry and the Bucketful of Dinosaurs.**

<https://www.youtube.com/watch?v=d34Q96KVUvQ> **Dinosaurs Love Underpants**

- Can you name and write all the different dinosaurs?
- Which dinosaur is your favourite? What does it look like? What does it like to eat? Does it live in the sea or on land? Write a fact file about it.

My favourite dinosaur is.... It lives Likes to eat...

- Check out our website for our new story section - <http://www.woolmore.towerhamlets.sch.uk/home-learning-2/>

Reception Home Learning



Woolmore
Primary School

Maths

This week we will learn to tell the time.

Look at the clock. Talk about what you notice.

The numbers that go around the circle, the long hand and the short hand.

When the long hand is on 12 and the short hand is on 1, it is 1 o'clock. What time is it if the long hand is on 12 and the short hand is on 9?



<https://www.youtube.com/watch?v=tEmg914-9xY> – here is a song to help you tell the time.

<http://www.scottle.edu.au/ec/viewing/L9643/index.html> - Telling the time activity

<http://www.ictgames.com/mobilePage/hickoryDickory/> - Why not have a go at playing this Hickory Dickory Dock game.

Understanding the World

- Find out fact about the different dinosaurs. CBeebies have some short clips about the different dinosaurs. <https://www.bbc.co.uk/cbeebies/curations/dinosaur-facts>
- Find out about fossils. What are they? Where would you find them?
- Listen to the different dinosaur roars and sounds- <https://www.soundsnap.com/animals/dinosaurs> Can you roar like a dinosaur? Record it on the mobile to hear what it sounds like.

Expressive Arts and Design

- Learn to draw a dinosaur using shapes. <https://youtu.be/EZ2h6W4YVz0>
- Use junk modelling to create your own dinosaur. Make sure you take a picture and share your learning with us.
- How about learn a dinosaur dance? <https://www.youtube.com/watch?v=58E4Q91uRKE>
- Make a dinosaur skeleton using straws.
- Check out David's singing YouTube Channel. Get the family singing. https://www.youtube.com/channel/UCWsDMR06hKtVVJLj4_qsBYQ?app=desktop

Staying Connected

- This week's special staying connected challenge is to make a card for someone in school that you miss. Send it to admin@woolmore.towerhamlets.sch.uk or post it on Twitter.
- It's great to see some of our Reception children posting the great learning they are doing at home on Twitter. We look forward to more of you sharing your learning with us.
- Teachers will be calling regularly – a good chance for you share what you have been learning. Maybe you can share which dinosaur is your favourite and all the things you have found out about them.
- Stay connected on twitter and our website!

Reception Home Learning





Woolmore
Primary School

This week our theme is:

Under the Sea

Week 3 – 15.06.20







Nailing the Basics (Prime Areas of Learning)

- Read daily **for at least 15 minutes**. Log on to Oxford Owl - <https://www.oxfordowl.co.uk/>
- Remember to keep washing your hands – sing happy birthday twice, that's how long you should be washing for. <https://www.nhs.uk/live-well/healthy-body/best-way-to-wash-your-hands/>
- Make sure to keep active – Joe The Body Coach - <https://www.youtube.com/channel/UCAxW1XT0iEJo0TYIRfn6rYQ>
- Keep practising use of phonics by blending and segmenting as many words as you can. Can you throw the dirty tissue in the b-i-n? Get your robot arms out and have a go at roboting words with your family.
- Keep creating sentences using sight words- are you checking your writing for capital letters, finger spaces and full stops?
- Practise counting in 2s, 5s and 10s
- Practise your number bonds to 10 – do you remember the rhyme from the very first home learning pack?

Literacy

- Oxford Owl – Key books this week are:



- These are books children should read independently using your sight word knowledge and phonics. Remember if you are unsure of the words – look at the letters, say the sounds and blend the sounds together.
- Watch and read stories online about what you'll find Under the Sea: Some key texts to read: <https://www.youtube.com/watch?v=h46WN31pIRk> **Billy's Bucket**
<https://www.youtube.com/watch?v=9pRhgZ8Jffs> **Commotion in the Ocean**
- Find a bucket or cup and fill it with water. Use your imagination to think about and then write a sentence about what you can see. "In my bucket, I can see...".
- What do they look like? Use adjectives to write some sentences describing your favourite sea creature.
- Check out our website for our new story section - <http://www.woolmore.towerhamlets.sch.uk/home-learning-2/>

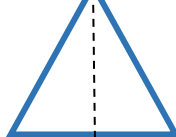
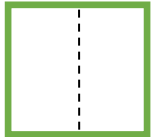
Maths

This week we will learning how to identify half of a shape. When you cut something in half, it will be equal on both sides.

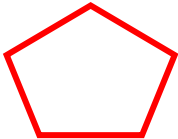
Draw a circle. Can you colour half of the circle? What does your shape look like now?



What will half of a square, rectangle and triangle look like? Shade in half of the shapes to see.



What shape is this? Count the sides to help you figure it out. Can you half this shape?



Understanding the World

- Watch this short BBC Bitesize clip about identifying fish: <https://www.bbc.co.uk/bitesize/topics/z6882hv/articles/zxgg2hv> When you've finished watching this video, you can find more on the same site about identifying different types of animals. **Watch these clips to help you with the sorting game later!**
- Create a fact file on a sea creature of your choice. Where do they live? What do they eat?
- Play the sorting game attached. Is it a fish, an amphibian, mammal, reptile or a bird? How do you know?!

Expressive Arts and Design

- Make your own bucket using things around the house- an empty bottle or cereal box perhaps? Billy's bucket was a plain yellow. Can you come up with a more exciting design?
- Use the sheets attached to put together shapes to make a sea creature- can you name the shapes as you go? Can you half them to make your sea creature different?
- Go under the sea as a baby shark! <https://www.youtube.com/watch?v=XqZsoesa55w>
- Yoga with Popcorn the Dolphin! <https://www.youtube.com/watch?v=YR1OxBk8BF4>

Staying Connected

- This week's special staying connected challenge is to make a sea creature using shapes! Write a message on your creation and send it to admin@woolmore.towerhamlets.sch.uk or post it on Twitter.
- It's great to see some our Reception children posting the great learning they are doing at home on Twitter. Inaaya has been busy making egg carton caterpillars and Aariz used shapes to make a butterfly! Lots of amazing work on minibeasts- well done!
- Teachers will be calling regularly – a good chance for you share what you have been learning.
- Stay connected on twitter and our website!





Reception Home Learning

This week our theme is:

Lets go up into Space

Week 4 – 22.06.20





Nailing the Basics (Prime Areas of Learning)

- Read daily **for at least 15 minutes**. Log on to Oxford Owl - <https://www.oxfordowl.co.uk/>
- Remember to keep washing your hands for as long as it takes to sing happy birthday twice. <https://www.nhs.uk/live-well/healthy-body/best-way-to-wash-your-hands/>
- Make sure to keep active – Joe The Body Coach - <https://www.youtube.com/channel/UCAxW1XT0iEJo0TYIRfn6rYQ>
- Talk, talk, talk! When you are at home, talk about all the things you are doing. Ask your child what are they reading? What is the story about? Who are the characters? How does it end? What is your favourite part of the story?
- Encourage children to respond back to you using a full sentence.
- Practise letter formation and have a go at using your sight words to write a sentence (see attached sheets). Don't forget your capital letters, finger spaces and a full-stop at the end.
- Practice writing numbers to 20. Can you start with the number 20 and write them in order backwards? 20, 19, 18.....

Literacy

Oxford Owl – This week's key reading books are:



- Children should have a go at reading independently using sight words and their phonic knowledge to help them. Remember if you are unsure of the words – look at the letters, say the sounds and blend the sounds together. If your child needs help support them.

Watch amazing online stories all about Space and complete the activities:

- Whatever Next! <https://youtu.be/6c5cb0u0rPM>
- Write a list of all the things you might need if you travelled to the moon.
- Write a diary entry about Bear's adventure to the moon. What happened? How did he feel going up, up into space on his rocket? How did he feel when he landed? What did he see?
- Baby Bear goes *whoosh!* into the night. Can you think and write some sounds words to describe how quickly or slowly he travelled or the sounds the rocket might make as it travels? These words are called onomatopoeia words. Watch this!

<https://www.youtube.com/watch?v=FBQCgjo1QT>

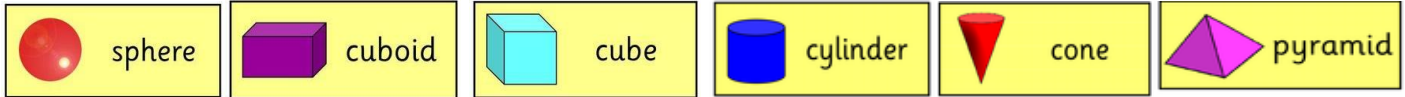
Other online space stories

- Aliens Love underpants <https://www.youtube.com/watch?v=ADnAGBWlZqE>
- Life on Mars <https://www.youtube.com/watch?v=CWbFPt9IsPU>



Maths

This week we will learn all about 3 dimensional (3D) shapes.



- Learn about 3D shapes <https://www.youtube.com/watch?v=zPZegz690Mg>
- Take a look around your home and find as many 3D shapes as you can. Sort them into groups and name each group.
- Complete the 3D shape worksheet (attached). Help your child to write the correct shape name in each box.
- Use junk modelling to make a 3D shape musical instrument. Here is an idea to show you how <https://www.youtube.com/watch?v=7sUNXA4NYKI>

Understanding the World

- Can you name all the planets in the Solar System? Listen to this song all about the planets. https://www.youtube.com/watch?v=BZ-qLUlj_A0
- Have a go at drawing and labelling all of the 8 planets. Ask a grown-up to help you.
- Learn about Space with Duggee <https://www.youtube.com/watch?v=oXkSfqmzG1o>
- Write a list of 10 things you might want to take with you on your journey to Space.
- Would you like to become an astronaut? What do astronauts need to travel to space? What would it be like to visit the moon? <https://www.youtube.com/watch?v=eT1PtARAZM>

Expressive Arts and Design

- Create a model that links to this week's learning all about Space. Perhaps you can make a rocket, a pair of binoculars, a telescope, a space helmet or one of the 8 planets in the solar system.
- Join with yoga on the moon with Cosmic Kids <https://www.youtube.com/watch?v=v9W8iV4AJYQ>
- Sing some Space songs, Zoom, Zoom or Five Little Men in a Flying Saucer. <https://www.youtube.com/watch?v=DEHBrmZxAf8>
https://www.youtube.com/watch?v=2E3p_51tJx0

Staying Connected

- Stay connected on twitter and our website!
- We would love to see our Reception children posting all their great learning about Space on Twitter. A **BIG** thank you to those of you who have posted on twitter already. Keep it coming!
- Any queries please call the school or email admin@woolmore.towerhamlets.sch.uk. We are here to help.
- Check out the website for our story section it will make you happy <http://www.woolmore.towerhamlets.sch.uk/home-learning-2/>
- Teachers will continue to call regularly – another chance for you share all your great learning and to hear your voices.

